



District Report Card: 2017


State: Assam	District: Tinsukia
Class: 5	Subject: Language
Schools: 61	Students: 1058


Participation/Coverage


Students

<div>GENDER</div> <div></div>	Boys				Girls			
	Number		%		Number		%	
	483		45.65		575		54.35	

<div>AREA</div> <div></div>	Rural				Urban			
	Number		%		Number		%	
	898		84.88		160		15.12	

<div>CATEGORY</div> <div></div>	SC		ST		OBC		GEN	
	Number	%	Number	%	Number	%	Number	%
	29	2.74	98	9.26	790	74.67	141	13.33

<div>CWSN</div> <div></div>	LD	VI	HI	S&LD	ID	Oth
	0	1	1	0	2	2

<div>Management</div> <div></div>	Government			Government-aided		
	Number		%	Number		%
	781		73.82	277		26.18

Average Performance of Students in Language (%)

Overall	Gender		Area		Management		Social Group			
	Male	Female	Rural	Urban	Govt.	Aided	SC	ST	OBC	GEN
54.50	54.63	54.39	55.18	50.67	56.24	49.58	54.94	61.02	53.31	56.55

Performance on Learning Outcomes (LOs)

Learning Outcomes	Description	Average Performance(%)
L504	Reads and comprehends independently storybooks, news items/ headlines, advertisements etc.	54.63
L508	Reads text with comprehension, locates details and sequence of events	54.43

Range of Performance of Students who Answered Correctly							
Below 30%		30% - 50%		50% - 75%		Above 75%	
Number	%	Number	%	Number	%	Number	%
153	14.46	307	29.02	408	38.56	190	17.96

Lowest Performing Learning Outcomes (LOs)

- 1 - Reads text with comprehension, locates details and sequence of events (54.43)
- 2 - Reads and comprehends independently storybooks, news items/ headlines, advertisements etc. (54.63)